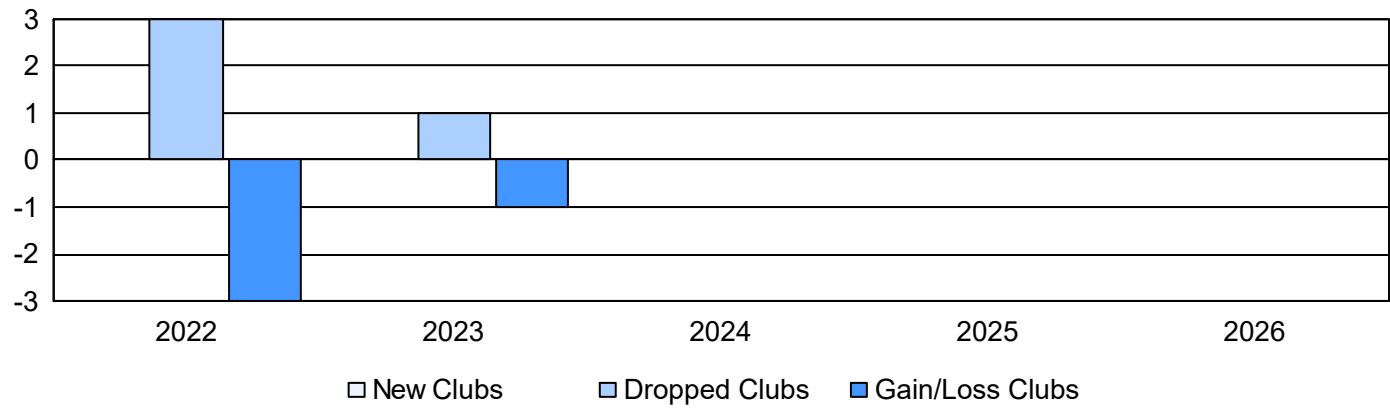
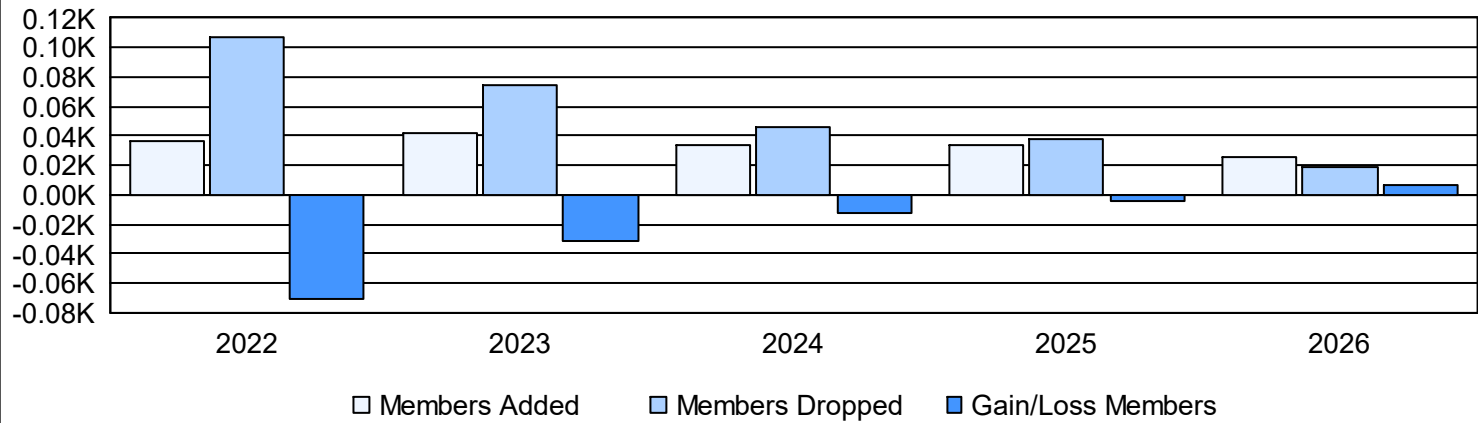


| Year | New Clubs | Dropped Clubs | Gain/ Loss Clubs | New Members | Charter Members | Reinstate Members | Transfer Members | Total Member Added | Total Members Dropped | Gain/ Loss Members |
|-----------|-----------|---------------|------------------|-------------|-----------------|-------------------|------------------|--------------------|-----------------------|--------------------|
| 2021-2022 | 0 | 3 | -3 | 23 | 0 | 11 | 2 | 36 | 107 | -71 |
| 2022-2023 | 0 | 1 | -1 | 36 | 0 | 4 | 2 | 42 | 74 | -32 |
| 2023-2024 | 0 | 0 | 0 | 34 | 0 | 0 | 0 | 34 | 46 | -12 |
| 2024-2025 | 0 | 0 | 0 | 34 | 0 | 0 | 0 | 34 | 38 | -4 |
| 2025-2026 | 0 | 0 | 0 | 23 | 0 | 2 | 1 | 26 | 19 | 7 |
| Average | 0 | 1 | -1 | 30 | 0 | 3 | 1 | 34 | 57 | -22 |

Clubs

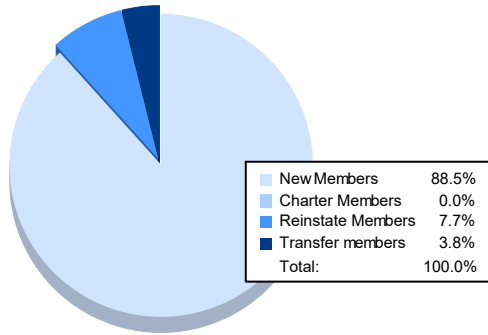


Members



Membership Composition

November 2025 Cumulative



Gender Composition

November 2025 Cumulative

